

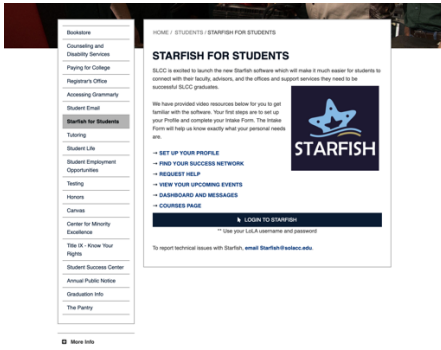
Step Guide to Helping a Student Make an Advising Appointment in Starfish

- 1.) Have the student go to www.solacc.edu and select the Starfish Icon at the top of the screen.

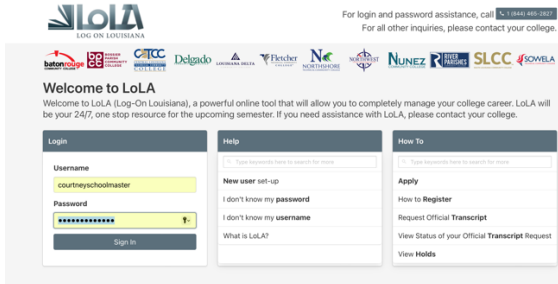
COVID-19 UPDATE CENTER

[Donate](#) [Student Accounts](#) [Campus Crime Statistics](#) [LOLA](#) [Canvas](#) [Email/Office365](#) [Starfish](#)

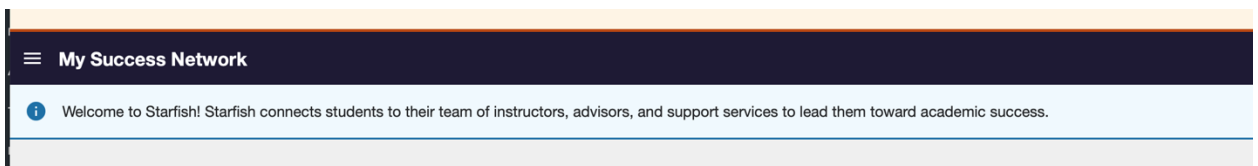
- 2.) This will bring them to the login page. Select Login to Starfish.



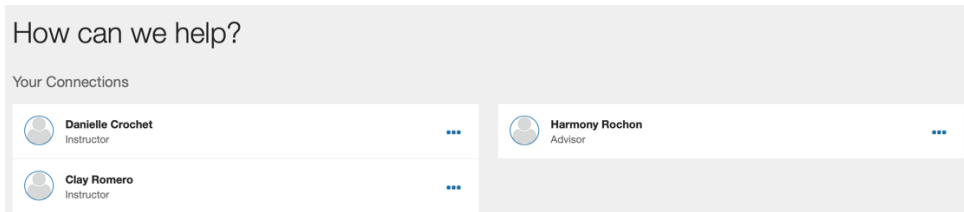
- 3.) The students should use their LoLA credentials to Login.



- 4.) After the student logs in it should default them to the My Success Network page. If it doesn't they can click the drop-down menu with it on the left side of the screen.



- 5.) Have the student click their advisor's name.



6.) This will prompt them to schedule an appointment.

[SCHEDULE APPOINTMENT](#)

Contact
[Send an email](#)

This Week's Office Hours
Office Hours: Monday, Tuesday, Wednesday, Thursday, & Friday 7:30 - 8:00 AM
Office Hours: Monday & Wednesday 11:35 - 1:35 PM
Office Hours: Tuesday 12:30 - 1:30 PM

7.) It will then ask them what type of appointment they need.

What do you need help with?

Advising Appointment

Course Related

8.) Have them Select Advising Appointment.

What do you need help with?

Advising Appointment

Advising

Course Related

9.) They then need to select a day and time from the appointments listed and hit the continue button.

02-23-2023 → 03-05-2023 Filter: All session types

February 2023

Monday, February 27 8 available

11:35 am - 11:50 am	15m
Multiple appointment locations	
<input checked="" type="radio"/> 11:50 am - 12:05 pm	15m
Multiple appointment locations	
12:05 pm - 12:20 pm	15m
Multiple appointment locations	
12:20 pm - 12:35 pm	15m
Multiple appointment locations	

BACK CONTINUE

10.) The student can then review their select and hit confirm. It will email the student a confirmation of their appointment day, time, and location.

Does this look correct?

Date and Time	Reason for Visit
Friday, February 24	Advising Go back
7:30 am - 7:45 am	
Location	Course
Room 023	MSLS course Go back
	If you want, tell us a little bit about what's going on so we can help
	<input type="text"/>

BACK CONFIRM